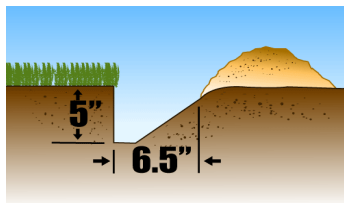


Turf Teq bed edger

5 blade attachments

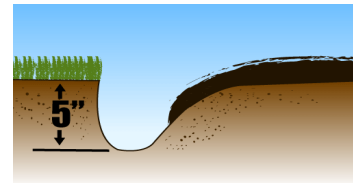


Opening Blade



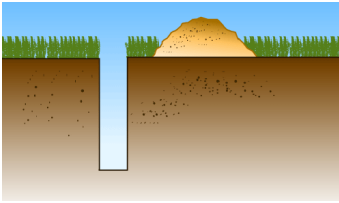
- Aggressive trench action cuts cleanly through any ground conditions including roots and other obstructions
- Pulverizes residue and places it in bed area
- Cuts and clears contoured trench edge, leaving bed ready for mulching
- Cuts 7" wide and up to 5" deep. This blade has a fixed width with variable depth.
- Cutting speed - up to 150 feet / minute

Grooming Blade



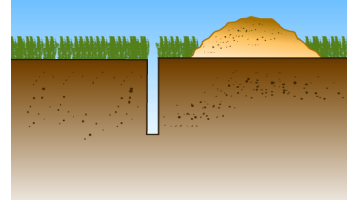
- Cutting speed of up to 170 feet / minute
- Serrated disc blade creates a very neat border by slicing turf edge with minimal disturbance
- Enables edge clean-up several times a season without re-mulching
- Slices soil up to 5" deep
- The Groomer comes on a SuperPivot Power Tractor that is highly maneuverable for operator precision
- Blade hops up over roots to minimize damage to mature plants and root systems
- Disc angle is easily adjustable for contouring edges with tight turns such as tree ovals
- Narrow angle of blade creates clean slice to lightly groom existing bed
- Wider angle operation cleans up rough bed edges or creates new borders

2" x 7" Trenching Blade



- Cuts up to 2" wide and up to 7" deep. This blade has variable width and variable depth.
- Places soil next to trench for easy backfilling
- Design allows for quick change of blades with simple 3-bolt attachment
- Cutting speed - up to 150 feet / minute

1/2" x 5" Trenching Blade



5" x 5" Trenching Blade

